




True HEPA Air Purifier MODEL: BAP706-CN



Read instructions before operating. Retain for future reference.

# Instruction Leaflet

**INFO-LINE**  
If after having read this leaflet, you have any questions or comments on your air cleaner, call 1-800-253-2764 in North America. 122278/9100040003019

## AIR CLEANER SAFETY

# PLEASE READ AND SAVE THESE IMPORTANT SAFETY INSTRUCTIONS

### IMPORTANT SAFEGUARDS

When using electrical appliances, basic safety precautions should always be followed to reduce the risk of fire, electric shock, and injury to persons. These precautions include:


1. Read all instructions before using the appliance.
2. To avoid fire or shock hazard, plug the appliance directly into a 120V AC electrical outlet.
3. If the filter is covered by a bag when shipped, remove plastic bag before use.
4. Keep the cord out of heavy traffic areas. To avoid fire hazard, NEVER put the cord under rugs, near heat registers, radiators, stoves, or heaters.
5. To protect against electrical hazards, DO NOT immerse the appliance in water or other liquids. Do not use near water.
6. Close supervision is necessary when any appliance is used by or near children, or disabled persons.
7. Always unplug the air cleaner before moving or cleaning the unit, opening the grill, changing the filters and whenever the unit is not in use. To disconnect the unit, be sure to pull the plug and not the cord.
8. NEVER drop or insert any objects into the openings of the unit.
9. Do not operate any appliance with a damaged cord or plug. If the motor fan falls to operate or the unit has been dropped or damaged in any manner, return appliance to manufacturer for examination and/or repair.
10. Use appliance only for intended household use as described in this manual. Any other use not recommended by the manufacturer may cause fire, electric shock, or injury to persons. The use of attachments not recommended or sold by Jarden Consumer Solutions may cause hazards.
11. DO NOT use outdoors.
12. NEVER place on a soft surface such as a bed or sofa as this could cause the unit to tip over and block the air inlet or outlet grills.
13. Keep unit away from heated surfaces and open flames.

14. DO NOT attempt to repair or adjust any electrical or mechanical functions on this unit. Doing so will void your warranty. The inside of the unit contains no user serviceable parts. All servicing should be performed by Jarden Consumer Solutions or an authorized Jarden Consumer Solutions Center.
15. DO NOT place anything on top of unit.
16. NEVER use detergents, gasoline, glass cleaner, furniture polish, paint thinner, or other household solvents to clean any part of the appliance.
17. Always turn the appliance off before unplugging it.
18. The ionizer in this appliance produces less ozone than the UL established limits of 50ppb. However, in high concentrations, ozone can be harmful to birds and small pets. To prevent ozone buildup, we suggest using the ionizer in well ventilated areas with the fan on.
19. This appliance should only be used in a room with temperatures between 40° F (4.4° C) and 110° F (43.3° C).
20. WARNING: To reduce the risk of fire or electric shock, DO NOT use this appliance with any solid-state speed control device.

# PLEASE READ AND SAVE THESE IMPORTANT SAFETY INSTRUCTIONS

### PLUG SAFETY

**CAUTION:** To reduce the risk of electric shock, THIS PRODUCT HAS A POLARIZED PLUG (one blade is wider than the other).



This plug will fit into a polarized outlet only one way. If the plug does not fit fully into the outlet, reverse the plug. If it still does not fit, contact qualified personnel to install the proper outlet.

### DO NOT ALTER THE PLUG IN ANY WAY.

### CORD SAFETY

- The length of cord used on this appliance was selected to reduce tangling or tripping hazards.
- If a longer cord is necessary, an approved extension cord may be used. The electrical rating of the extension cord must be equal to or greater than the electrical rating of the air cleaner (see rating label marked on product).
- Care must be taken to arrange the extension cord so that it will not drape over the countertop or tabletop where it can be pulled on by children or accidentally tripped over.

### GET TO KNOW YOUR AIR CLEANER

Your true HEPA air cleaner removes up to 99.97% of airborne allergens as small as 0.3 microns, including ragweed pollen, grass pollen, tree pollen, household dust, dust mite debris, mold spores, pet dander and smoke from the air passing through the filter.

### IONIZER

This appliance has an optional ionizer feature which, when turned on, releases negative ions into outgoing filtered air to help the air purification process.

#### What Are Ions?

Ions are tiny particles that carry a positive or negative charge. They exist naturally around us: in the air, water, and ground. Both positive and negative ions are colorless, odorless, and completely harmless.

#### How Does The Ionizer Work?

Negative ions help air purification by attaching themselves to very small airborne particles in the room. These particles take on a negative charge and may join with positively charged particles such as dust, pollen, smoke, and pet dander to form larger particles. These larger particles are then more easily captured by the filter system.

#### Important Notes:

Your ionizer may produce an occasional popping or cracking sound. This is normal and occurs when a small buildup of ions is discharged.

After extended use, you may notice dust around the grills or front panel. This is caused by negative ions exiting the air outlet, evidence of the ionizer's air cleaning effectiveness. You can remove the dust with a soft brush or clean, damp cloth.

Larger particles may be attracted to positively charged surfaces throughout the home, like walls or floors.

- This may occur more frequently when the filter is nearing the end of its useful product life and unable to capture as many charged particles.
- Excessive amounts of pet dander, dust, or smoke may decrease the life expectancy of the filter and interfere with the ionization process.

To help prevent particles from attracting to surfaces throughout your home:

- You may want to run the ionizer less often.
- Check the condition of the filter more frequently.

**CAUTION:** The ionizer in this appliance produces less ozone than the UL\* established limits of 50ppb. However, in high concentrations, ozone can be harmful to birds and small pets. To prevent ozone buildup, we suggest using the ionizer in well ventilated areas with the fan on.

\*tested and listed by the Underwriters Laboratories, Inc.

### TRUE HEPA FILTER

HEPA (High Efficiency Particulate Air) filters are designed to remove up to 99.97% of airborne pollutants at 0.3 microns or larger, from the air that passes through them. These include tobacco smoke, household dust, pet dander and pollen.

### HIGH, MEDIUM AND LOW SPEED SETTINGS

For optimum air filtration, operate your Bionaire® air cleaner continuously on the HI setting. Its rugged motor has been designed to give many years of use. For quieter operation (such as in a bedroom), select LOW setting.

### BEFORE USE

1. Carefully unpack your air cleaner.
2. Select a firm, level surface with no obstructions to the air inlets or outlets.
3. If the filter is covered by a bag when shipped, remove plastic bag before use and place filters into unit.

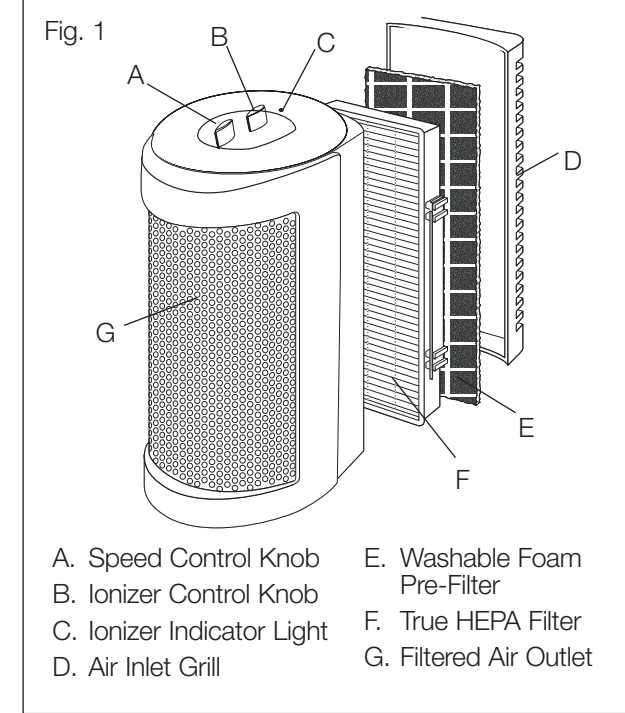
### OPERATING INSTRUCTIONS

#### IMPORTANT:

- Remove all plastic bags from filters before use.
- DO NOT POINT FILTERED AIR OUTLET TOWARDS WALL.

#### To operate your air cleaner:

1. Plug into a 120V AC electrical outlet.
2. Select the operating speed of HIGH (H), MEDIUM (M) or LOW (L) by turning the speed control knob to the appropriate setting.
3. To release negative ions into the filtered air, turn the ionizer (I) Control Knob to ON and the light will illuminate.
4. The ionizer will not work unless air cleaner is running.
5. For optimum air filtration, it is recommended to operate the air cleaner continuously. Its rugged motor has been designed to give many years of use.



### REPLACING THE FILTER

#### IMPORTANT:

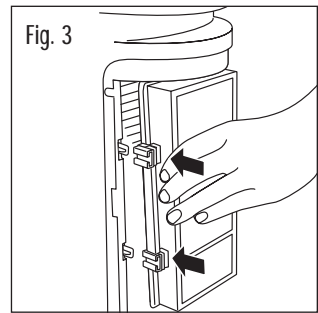
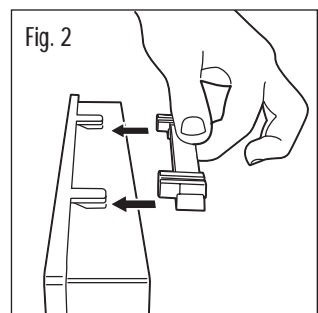
- **NOTE:** DO NOT attempt to wash and re-use the filter.
- If the filters are enclosed in plastic bags, remove before use.

#### NOTE:

Every few weeks, check the condition of filters. Filter life will vary, depending on air quality and usage. On average, filters need replacement every 10-12 months.

#### To replace your filter:

1. Turn off and unplug the air cleaner.
2. Open the air inlet grill and examine the foam pre-filter. Remove any dust or lint, and wash in warm soapy water. Rinse, drip dry, and place back into grill inlet.
3. Remove filter from the unit by pulling it gently towards you and discard it. **DO NOT** attempt to clean the old filter.
4. Install the new BAPF300 filter into the unit. This model utilizes a hang tab and filter clips to insure that the filter is properly in place. Before replacing the filter, make sure that the hang tab is securely in place. The clip can only be attached to the tabs on the filter one way. The filter clip should easily slide onto the filter hang tab with only a small amount of pressure. **DO NOT** use force while attaching the clip to the filter. (Fig. 2)
5. Align the clip on the top of filter with rails on the inside of the cleaner unit. Gently slide the filter onto the rail. (Fig. 3)
6. Replace air inlet grill.



### TIPS AND TROUBLESHOOTING

ISSUE	SOLUTION
UNIT WILL NOT OPERATE	<ul style="list-style-type: none"> <li>• Make sure unit is properly plugged in and outlet is energized.</li> <li>• Make sure unit turned ON.</li> </ul>
DECREASED AIR FLOW	<ul style="list-style-type: none"> <li>• Make sure nothing is blocking air inlet and filtered air outlets.</li> <li>• Check condition of the filter and clean/replace if necessary.</li> </ul>
EXCESSIVE NOISE	<ul style="list-style-type: none"> <li>• Make sure parts are firmly positioned in place.</li> </ul>

### LEARNING MORE

For a wealth of information about your air cleaner and other Bionaire® products, visit our website at [www.bionaire.com](http://www.bionaire.com).

### 2 Year Limited Warranty

Sunbeam Products, Inc. doing business as Jarden Consumer Solutions or if in Canada, Sunbeam Corporation (Canada) Limited doing business as Jarden Consumer Solutions (collectively "JCS") warrants that for a period of two years from the date of purchase, this product will be free from defects in material and workmanship. JCS, at its option, will repair or replace this product or any component of the product found to be defective during the warranty period. Replacement will be made with a new or remanufactured product or component. If the product is no longer available, replacement may be made with a similar product of equal or greater value. This is your exclusive warranty. Do NOT attempt to repair or adjust any electrical or mechanical functions on this product. Doing so will void this warranty.

This warranty is valid for the original retail purchaser from the date of initial retail purchase and is not transferable. Keep the original sales receipt. Proof of purchase is required to obtain warranty performance. JCS dealers, service centers, or retail stores selling JCS products do not have the right to alter, modify or any way change the terms and conditions of this warranty. This warranty does not cover normal wear of parts or damage resulting from any of the following: negligent use or misuse of the product, use on improper voltage or current, use contrary to the operating instructions, disassembly, repair or alteration by anyone other than JCS or an authorized JCS service center. Further, the warranty does not cover: Acts of God, such as fire, flood, hurricanes and tornadoes.

#### What are the limits on JCS's Liability?

JCS shall not be liable for any incidental or consequential damages caused by the breach of any express, implied or statutory warranty or condition.

Except to the extent prohibited by applicable law, any implied warranty or condition of merchantability or fitness for a particular purpose is limited in duration to the duration of the above warranty.

JCS disclaims all other warranties, conditions or representations, express, implied, statutory or otherwise.

JCS shall not be liable for any damages of any kind resulting from the purchase, use or misuse of, or inability to use the product including incidental, special, consequential or similar damages or loss of profits, or for any breach of contract, fundamental or otherwise, or for any claim brought against purchaser by any other party.

Some provinces, states or jurisdictions do not allow the exclusion or limitation of incidental or consequential damages or limitations on how long an implied warranty lasts, so the above limitations or exclusion may not apply to you.

This warranty gives you specific legal rights, and you may also have other rights that vary from province to province, state to state or jurisdiction to jurisdiction.

#### How to Obtain Warranty Service

##### In the U.S.A.

If you have any question regarding this warranty or would like to obtain warranty service, please call 1-800-253-2764 and a convenient service center address will be provided to you.

##### In Canada

If you have any question regarding this warranty or would like to obtain warranty service, please call 1-800-253-2764 and a convenient service center address will be provided to you.

In the U.S.A., this warranty is offered by Sunbeam Products, Inc. doing business as Jarden Consumer Solutions located in Boca Raton, Florida 33431. In Canada, this warranty is offered by Sunbeam Corporation (Canada) Limited doing business as Jarden Consumer Solutions, located at 20B Hereford Street, Brampton, Ontario L6Y 0M1.

#### PLEASE DO NOT RETURN THIS PRODUCT TO ANY OF THESE ADDRESSES OR TO THE PLACE OF PURCHASE.

Air Cleaner Model Number	Filter Quantity Needed	Filter Model Number	Filter Description
BAP706-CN	1	BAPF300	True HEPA Filter

